eldorado gold

Q2 2026 RESULTS CONFERENCE CALL

July 31, 2026

Skouries first ore

Forward Looking Statement

Definitions and Photos: Capitalized terms used in this presentation but not otherwise defined herein have the meanings ascribed thereto in the Management's Discussion and Analysis dated July 30, 2026 of Eldorado Gold Corporation for the three and six months ended June 30, 2026 (the "**MD&A**"). Photos shown within the presentation were taken as recently as July 25, 2026.

Reporting Currency: All amounts are presented in U.S. dollars ("$") unless otherwise stated. Unless otherwise specified, all tabular amounts are expressed in millions of U.S. dollars, except share, per share or per ounce amounts. Due to rounding, numbers presented throughout may not add precisely to the totals provided.

Cautionary Note about Forward-looking Statements and Information

Certain of the statements made and information provided in this presentation are forward-looking statements or forward-looking information within the meaning of the United States Private Securities Litigation Reform Act of 1995 and applicable Canadian securities laws. Often, these forward-looking statements and forward-looking information can be identified by the use of words such as "anticipate", "believe", "budget", "continue", "commitment", "confident", "estimate", "expect", "forecast", "foresee", "future", "goal", "guidance", "intend", "opportunity", "outlook", "plan", "potential", "project", "prospective", "schedule", "strive", or "target" or the negatives thereof or variations of such words and phrases or similar words or statements that certain actions, events or results "can", "could", "likely", "may", "might", "will" or "would" be taken, occur or be achieved. Forward-looking statements or information contained in this presentation include, but is not limited to, statements or information with respect to: our expectations on performance and full-year guidance, including our expectations of consistent production, ongoing cost discipline, and advancing growth projects; with respect to McIlvenna Bay: our expectations of commercial production in Q3 2026; our expectations relating to life of mine and resource base; our expectations of exploration and benefits thereof; expected ramp up to commercial production in Q3 2026, and expected expansion potential and district growth; our expectations relating to jurisdiction and infrastructure and benefits thereof; expectations of a study to evaluate an expansion of the processing facility and benefits thereof; expected commissioning of the silver-lead circuit and broader expansion and timing thereof; our belief that McIlvenna Bay is a high-quality, long-life, and polymetallic growth platform; with respect to Skouries: our expectation of first concentrate production in Q3 and commercial production in Q4 2026; our belief that concentrate production will drive a significant increase in scale and support a cash flow inflection; our belief that we are transitioning from construction to operations; expected progress on construction activities and commissioning activities; our expectation that we are well positioned for start-up; our expectation that our ore stockpile will provide the ore feed required through 2026 and supports a lower-risk commissioning and first year of production; our focus on filtered tailings infrastructure and progress thereof; expectations of power infrastructure and final site energization and progress thereof; with respect to Lamaque: our expectations of the Sigma Mill expansion and progress of evaluation, including expected timing of Phase 1 mill expansion; with respect to Kisladag: our evaluation of a pit shell and expected benefits thereof; our expectations and progress of the whole ore agglomeration circuit, including expected timing of commissioning and ramp-up; our belief that the major waste-stripping campaign supports future capacity and resource upside; expectations of an investment decision on the additional screening from the geometallurgical study and timing thereof; our expectations of the mine optimization plan; and our plans to update the Technical Report in Q1 2027 following the 2026 MRMR update; our belief of reliable production and consistent performance at Efemcukuru; with respect to Olympias: expected completion of the 650 ktpa expansion by the end of 2026 and anticipated ramp-up in the first quarter of 2027, and our belief that the expansion supports the next phase of growth; our beliefs regarding strong financial position and flexibility to fund growth; reductions in the letter of credit backstopping the equity commitment for the Skouries project; for the Company generally, production guidance for the operating sites and Skouries, including production profiles for gold and copper, gold production, total cash costs, AISC, growth capital and sustaining capital; our belief that 2026 is a defining year and that we are at a pivotal inflection of growth and execution, and our strategies, value-focused approach, leadership priorities; our expectation of an 80% increase in GEO production by 2027 from 2025; our belief that we are on track to become one of the EU's largest copper producers; our belief that we are continuing to deliver value creation opportunities; non-IFRS financial measures and ratios; and generally plans and goals, including our proposed exploration, development, construction, permitting, financing and operating potential, plans and priorities and related timelines and schedules.

Forward-looking statements and forward-looking information by their nature are based on a number of assumptions that management considers reasonable. However, if such assumptions prove to be inaccurate, then actual results, activities, performance, or achievements may be materially different from those described in the forward-looking statements or information. These include assumptions concerning, among other things: timing, costs and results of our construction and development activities, improvements and exploration, including at the Skouries Project, the McIlvenna Bay Project and our other operating mines and development projects; the current or future price of gold, copper and other commodities; the availability of financing for our exploration, development and operating activities and our ability to access existing project funding and remain in compliance with all covenants and contractual commitments related thereto; the geopolitical, economic, permitting and legal climate that we operate in, including recent disruptions to shipping operations in the Strait of Hormuz and Red Sea and any related shipping delays, shipping price increases, or impacts on the global energy market; availability of labour resources, including for construction, development and improvements activities; our ability to integrate the assets of Foran Mining Corporation, advance its exploration and development assets and to realize anticipated synergies and benefits therefrom; general business and economic conditions, including interest rates, inflation, commodity and power prices, credit and financial market conditions and the impact of foreign exchange rates and tax rates and related frameworks; anticipated values, costs, expenses and working capital requirements; production and metallurgical recoveries; Mineral Reserves and Mineral Resources; our ability to develop, finalize and execute on our updated five-year strategic plan through 2030; acts of governments and the outcome of any legal or regulatory proceedings or other disputes that we may be involved in; our ability to continue to make purchases under our normal course issuer bid and to pay dividends; the impact of acquisitions, dispositions, suspensions or delays on our business; our ability to manage and mitigate the risks associated with our use of technology and artificial intelligence; the expected vesting and redemption outcomes under our compensation securities; our ability to address the negative impacts of climate change and adverse weather; consistency of agglomeration and our ability to optimize it in the future; the cost of, and extent to which we use, essential consumables; the impact and effectiveness of productivity initiatives; the time and cost necessary for anticipated overhauls of equipment; expected by-product grades; the effectiveness of our hedging programs; and our ongoing relations with regulators, communities, and our partners. More specifically, with respect to the Skouries Project and updates, we have made additional assumptions regarding: our ability and our contractors' ability to recruit and retain labour resources within the required timeline; labour productivity, rates, and expected hours; inflation rates; the expected scope of project management frameworks; our ability to continue executing our plans relating to the Skouries Project on the estimated existing project timeline and consistent with the current planned project scope; the timeliness of shipping for important or critical items; our ability to continue accessing our project funding and remain in compliance with all covenants and contractual commitments related thereto; our ability to obtain and maintain all required approvals and permits, both overall and in a timely manner; our ability to obtain the requisite inspections and approvals for energization of the power supply from the power authority in a timely manner; the absence of further previously unidentified archaeological discoveries which would delay construction of various portions of the project; the future price of gold, copper, and other commodities; and the broader community engagement and social climate in respect of the Skouries Project. In addition, except where otherwise stated, we have assumed a continuation of existing business operations on substantially the same basis as exists at the time of this presentation. Even though we believe that the assumptions and expectations represented by such statements or information are reasonable, there can be no assurance that the forward-looking statements or information will prove to be accurate. Many assumptions may be difficult to predict and are beyond our control.

Forward-looking statements or information contained in this presentation are subject to a variety of known and unknown risks, uncertainties and other factors which could cause actual events or results to differ from those expressed or implied by the forward-looking statements or information, including, but not limited to: commodity price risk; construction and development risks at the Skouries Project, the McIlvenna Bay Project and our other construction and development projects; changing political, economic and social conditions, including changes in governments or political systems, ongoing market uncertainty and global or regional geopolitical events, conflicts or disruptions; risks relating to our operations in foreign jurisdictions; risks related to production and processing; risks related to our improvement projects; our ability to integrate the assets of Foran Mining Corporation, advance its exploration and development assets and to realize anticipated synergies and benefits therefrom on the timelines expected or at all; delays and risks relating to surface construction, commissioning activities, ramp-up, and commercial production at McIlvenna Bay; our ability to obtain reliable supplies of power and water at a reasonable cost; prices of commodities and consumables; our reliance on significant amounts of critical equipment; our reliance on infrastructure, commodities and consumables, including risks from volatility and inflationary pressures as a result from the ongoing international conflict in Iran; inflation risk; risks related to fluctuations in the currency markets, including the Euro, Turkish lira, Canadian dollar and United States dollar; community relations and social license; environmental matters; geotechnical and hydrogeological structures, conditions or failures, including our ability to completely understand such structures and to mitigate such conditions or failures at a reasonable cost or at all; regulatory requirements as they relate to mine plan approvals; compliance with the Extractive Sector Transparency Measures Act (Canada); waste disposal; mineral tenure; permits, licenses and other authorizations; non-governmental organizations; reputational issues; climate change, including risks related to forest fires and water management; water collection, treatment and disposal operations at our mines, including the ability to manage unexpectedly large quantities of water; risk of spills or failure from our tailings operations (including circumstances beyond our control such as extreme weather, seismic events, prolonged droughts or heavy rainfall); environmental risks from our heap leaching operations, including hazardous materials management of our use of cyanide; change of control; actions of activist shareholders; estimation of Mineral Reserves and Mineral Resources; risks related to replacement of Mineral Reserves; regulatory reviews and different standards used to prepare and report Mineral Reserves and Mineral Resources; risks relating to any pandemic, epidemic, endemic or similar public health threats; regulated substances; acquisitions, including integration risks; dispositions; co-ownership of our properties; investment portfolio; volatility, volume fluctuations, and dilution risk in respect of our shares; competition; reliance on a limited number of smelters and off-takers; information and operational technology systems; liquidity and financing risks; indebtedness, including current and future operating restrictions, implications of a change of control, ability to meet debt service obligations, the implications of defaulting on obligations and changes in credit ratings; total cash costs per ounce and all in sustaining costs, including in relation to the market price of gold and the Company's profitability; interest rate risk; credit risk; tax matters; financial reporting, including relating to the carrying value of our assets and changes in reporting standards; the global economic environment; labour risks (availability of labour resources, including for construction, development and improvements activities, and their productivity; and risks relating to employee/union relations, employee misconduct, key personnel, skilled workforce, expatriates and contractors, reclamation and long-term obligations); turnover and attrition rates of labour, and related impacts thereto; the unavailability of insurance; Sarbanes-Oxley Act, applicable securities laws, and stock exchange rules; risks related to title and surface rights; risks relating to environmental, sustainability, health and safety, and governance matters; technology and cybersecurity risks; corruption, bribery, and sanctions; litigation and contracts; conflicts of interest; compliance with applicable laws, legislation and regulations; dividends; tariffs and other trade barriers; and those risk factors discussed in the section titled "Managing Risk" above, as well as those risk factors discussed in the section titled "Risk Factors in Our Business" in the Company's most recent Annual Information Form and Form 40-F. The reader is directed to carefully review our most recent Annual Information Form, Form 40-F and other regulatory filings filed on SEDAR+ and EDGAR under our Company name for a fuller understanding of the risks and uncertainties that affect the Company's business and operations.With respect to the Skouries Project, these risks, uncertainties and other factors may cause further delays in the completion of the construction and commissioning at the Skouries Project which in turn may cause delays in the commencement of production, and further increase to the costs of the Skouries Project. The specific risks, uncertainties and other factors include, among others: our ability, and the ability of our construction contractors to recruit the required number of personnel (both skilled and unskilled) with required skills within the required timelines, and to manage changes to workforce numbers through the construction of the Skouries Project; our ability to recruit personnel having the requisite skills, experience, and ability to work on site; our ability to efficiently manage the transitions from construction to commission to operations; our ability to increase productivity by, among other things, adding or modifying labour shifts; rising labour costs or costs of key inputs such as materials, power and fuel; risks related to any unanticipated critical equipment defects or failures during the commissioning and ramp-up of operations; risks related to third-party contractors, including reduced control over aspects of the Company's operations, and/or the ability of contractors to perform at required levels and according to baseline schedules and any commercial disputes that may arise from a contractor's failure to meet these requirements; the ability of key suppliers to meet key contractual commitments in terms of schedules, amount of product delivered, cost, or quality; impacts to overhead costs related to the schedule; our ability to construct key infrastructure within the required timelines, including the process plant, filter plant, substation, waste management facilities, embankments, tailings conveyors, water management infrastructure, and control centre; the timely receipt of necessary permits and authorizations; differences between projected and actual degree of pre-strip required in the open pit; variability in metallurgical recoveries and concentrate quality due to factors such as extent and intensity of oxidation or presence of transition minerals; presence of additional structural features impacting hydrological and geotechnical considerations; variability in minerals or presence of substances that may have an impact on filtered tails performance and resulting bulk density of stockpiles or filtered tails; distribution of sulfides that may dilute concentrate and change the characteristics of tailings; unexpected disruptions to operations due to protests, non-routine regulatory inspections, road conditions, or labour unrest; unexpected inclement weather and climate events, including wildfires, short and long duration rainfall and floods and other extreme weather events; our ability to meet pre-commercial producing mining or underground development targets; unexpected results from underground stopes; new archaeological discoveries requiring the completion of a regulatory process; changes in support from local communities; and our ability to meet the expectations of communities, governments, and stakeholders related to the Skouries Project. Our project capital and accelerated operational capital costs at Skouries are incurred primarily in Euros but are reported in U.S. dollars and are therefore sensitive to fluctuations in the EUR/USD exchange rate. The inclusion of forward-looking statements and information is designed to help you understand management's current views of our near- and longer-term prospects, and it may not be appropriate for other purposes. There can be no assurance that forward-looking statements or information will prove to be accurate, as actual results and future events could differ materially from those anticipated in such statements. Except as required by law, we do not expect to update forward-looking statements and information continually as conditions change and you are referred to the full discussion of the Company's business contained in the Company's reports filed with the securities regulatory authorities in Canada and the United States. Accordingly, you should not place undue reliance on the forward-looking statements or information contained herein. This presentation contains information that may constitute future-orientated financial information or financial outlook information (collectively, "**FOFI**") about Eldorado's prospective financial performance, financial position or cash flows, all of which is subject to the same assumptions, risk factors, limitations and qualifications as set forth above. Readers are cautioned that the assumptions used in the preparation of such information, although considered reasonable at the time of preparation, may prove to be imprecise or inaccurate and, as such, undue reliance should not be placed on FOFI. Eldorado's actual results, performance and achievements could differ materially from those expressed in, or implied by, FOFI. Eldorado has included FOFI in order to provide readers with a more complete perspective on Eldorado's future operations and management's current expectations relating to Eldorado's future performance. Readers are cautioned that such information may not be appropriate for other purposes. FOFI contained herein was made as of the date of the MD&A, which is available on the Company's website and filed on SEDAR+ and EDGAR. The forward-looking total cash costs, AISC, sustaining capital and growth capital disclosed in this presentation has been calculated with both the methodology disclosed in the MD&A as it relates to the equivalent historical non-IFRS measure (that is, there are no significant differences in methodology between the historic and forward-looking non-IFRS measures). Unless required by applicable laws, Eldorado does not undertake any obligation to publicly update or revise any FOFI statements, whether as a result of new information.

Qualified Persons

Except as otherwise noted, Simon Hille, FAusIMM, Executive Vice President and Chief Operating Officer, is the Qualified Person under NI 43-101 responsible for preparing and supervising the preparation of the scientific and technical information contained in this presentation and verifying the technical data disclosed in this document relating to our operating mines and development projects. Jessy Thelland, géo (OGQ No. 758), a member in good standing of the Ordre des Géologues du Québec, is the qualified person as defined in NI 43-101 responsible for, and has verified and approved, the scientific and technical disclosure contained in this presentation for the Quebec projects.

Non-IFRS Measures

Certain non-IFRS financial measures and ratios are included in this presentation, including total cash costs ($/oz sold), all-in sustaining costs ("AISC") ($/oz sold), adjusted net earnings, adjusted net earnings per share, adjusted EBITDA, cash flow from operating activities before changes in working capital, free cash flow, and free cash flow excluding Skouries. In the gold mining industry, these are common performance measures but may not be comparable to similar measures presented by other issuers.

The Company believes that these measures and ratios, in addition to conventional measures and ratios prepared in accordance with International Financial Reporting Standards ("IFRS"), provide investors an improved ability to evaluate the underlying performance of the Company. The non-IFRS and other non-financial measures and ratios are intended to provide additional information to assist in their evaluation of the Company's performance and ability to generate cash flow from operating activities and should not be considered in isolation or as a substitute for measures or ratios of performance prepared in accordance with IFRS. These measures and ratios do not have any standardized meaning prescribed under IFRS, and therefore may not be comparable to other issuers.

Certain additional disclosures for these non-IFRS measures, including quantitative reconciliations to the most directly comparable IFRS financial measures, are incorporated by reference herein and can be found in the section 'Non-IFRS and Other Financial Measures and Ratios' starting at page 30 in the MD&A that will be available on SEDAR+ at http://www.sedarplus.com, on EDGAR at www.sec.gov, and on the Company's website under the 'Investors' section.

The most directly comparable IFRS financial measures and results from the quarter ended June 30, 2026, and year ended December 31, 2025 are below.

Non-IFRS Measure	Most Directly Comparable IFRS Measure	Q2 2026	FY 2025
Total cash costs	Production costs	$184.8 M	$677.6 M
AISC			
Average realized gold price per ounce sold	Revenue	$487.5 M	$1,818.9 M
EBITDA	Earnings from continuing operations before income tax	$227.2 M	$544.3 M
Adjusted EBITDA			
Adjusted net earnings/(loss)	Net earnings attributable to shareholders of the Company from continuing operations	$172.8 M	$519.9 M
Adjusted net earnings/(loss) per share			
Cash flow from operating activities before changes in working capital	Net cash generated from operating activities of continuing operations	$149.5 M	$742.5 M
Free cash flow			
Free cash flow excluding Skouries and McIlvenna Bay			
Sustaining capital expenditures	Additions to property, plant and equipment	$441.3 M	$978.9 M
Growth capital expenditures			

Participants and Agenda

George Burns
CEO

MCILVENNA BAY & SKOURIES UPDATE

Paul Ferneyhough
EVP & CFO

FINANCIALS

Simon Hille
EVP & COO

OPERATIONS

Christian Milau
President

CLOSING REMARKS

Q2 2026 Operating Highlights

Consistent Production, Ongoing Cost Discipline and Advancing Growth Projects

SECOND QUARTER 2026 HIGHLIGHTS

- **First half of the year tracking to plan**: Q2 performance in line with expectations and full-year guidance (back-half weighted year).
- **McIlvenna Bay Mine** produced first copper concentrate, ramping up towards commercial production.
- **Skouries Project** expected first concentrate production in Q3.
- **Eldorado Gold Québec recognized** with three prestigious awards at the Québec Mining Association Annual Gala.

TIME CANADA'S BEST COMPANIES IN PARTNERSHIP WITH statista 2026

	Q2 2026			2026 Guidance[2]		
	Gold Production (oz)	Total Cash Costs[1] ($/oz)	AISC[1] ($/oz)	Gold Production (K oz)	Total Cash Costs[1] ($/oz)	AISC[1] ($/oz)
Lamaque Complex	52,340	865	1,192	185 – 200	790 – 990	1,160 – 1,360
Kışladağ	19,108	2,050	2,407	105 – 130	1,830 – 2,080	2,100 – 2,350
Efemçukuru	18,019	1,926	2,252	70 – 80	1,680 – 1,880	2,010 – 2,210
Olympias	15,125	1,923	2,465	70 – 80	1,030 – 1,230	1,370 – 1,570
Total	**104,616[3]**	**1,432**	**1,926**	**430 – 490**	**1,220 – 1,420**	**1,670 – 1,870**

(1) These are non-IFRS financial measures or ratios. See Slide 2 'Non-IFRS Measures' for more information. (2) 2026 Guidance based on current operating mines and excludes production expected from Skouries and McIlvenna Bay. (3) Includes pre-commercial gold production from McIlvenna Bay during Q2 2026.

Skouries: Transitioning from Construction to Operations

First copper-gold concentrate expected in Q3 2026; commercial production expected in Q4 2026.

- **Overall project progress reached 97%** at June 30, 2026, with the process plant substantially complete and wet commissioning well underway.
- **First ore crushed in July**, marking a key commissioning milestone.
- **The project is well positioned for start up**, supported by approximately 4 Mt of ore stockpiled, expected to provide ore feed through 2026 and support a lower-risk commissioning and first year of production.
- **Filtered tailings infrastructure remains a key focus,** with two filters mechanically and electrically complete and ready for commissioning.
- **Power infrastructure is materially complete,** with all transmission towers and conductors installed; final site energization remains subject to Greek authority inspection, testing and metering installation and final site sign-off.
- **Additional gensets added to support commissioning activities in the interim**, while full operation of the major process plant systems requires final site energization.

Skouries - Aerial

Financial Results: Q2 2026

($millions unless otherwise noted)	Q2 2026	Q2 2025	YTD 2026
Key Metrics			
Gold produced (oz)	**104,616**[4]	133,769	**204,974**[4]
Gold sold (oz)	**102,691**	131,489	**203,310**
Revenue	**487.5**	451.7	**1,019.9**
Average realized gold price ($/oz sold)[1]	**4,379**	3,270	**4,632**
Production costs	**184.8**	162.2	**373.0**
Total cash costs ($/oz sold)[1]	**1,432**	1,064	**1,451**
AISC ($/oz sold)[1]	**1,926**	1,520	**1,934**
Adjusted net earnings[1,2,3]	**136.7**	90.1	**325.0**
Adjusted net earnings per share[1,2,3]	**0.54**	0.44	**1.45**
Net earnings attributable to shareholders from continuing operations	**172.8**	139.0	**309.2**
Adjusted EBITDA[1,3]	**281.1**	211.8	**616.8**
Cash Flow Metrics			
Cash flow from operating activities before changes in working capital[1,3]	**103.1**	202.0	**290.2**
Free cash flow[1,3]	**(334.1)**	(61.6)	**(463.2)**
Cash and cash equivalents	**554.6**	1,078.6	**554.6**

Lamaque Complex

Kışladağ

(1) These are non-IFRS financial measures or ratios. See Slide 2 'Non-IFRS Measures' for more information. (2) Attributable to shareholders of the Company. (3) From continuing operations. (4) Includes pre-commercial gold production from McIlvenna Bay during Q2 2026.

Strong Financial Position – Flexibility to Fund Growth

TOTAL LIQUIDITY[1,2]

~$855 M

CASH & EQUIVALENTS[1]

~$555 M

AVAILABLE FACILITY[2]

~$300 M

CAPITAL STRUCTURE

Senior credit facility[2]

$450M ARCA ($300M currently available) + $100M - drawn

Senior unsecured notes[3]

$500M at 6.25%[3], matures Sep 2029

Skouries project debt[4]

€680M Term Facility, including €60M Contingent Overrun Facility - fully drawn

McIlvenna Bay project debt[5]

$295M Sprott Credit Facility, matures Sep 2031 – fully drawn

RETURNS TO SHAREHOLDERS[1]

QUARTERLY DIVIDEND

7.5¢

per share

BUYBACKS (2025 & H1 2026)

~$300 M

share repurchases

(1) As per the Consolidated Q2 2026 Financial Statements. (2) Eldorado's equity commitment for the Skouries project is back-stopped by a letter of credit issued, which reduces the availability under the Senior Secured Credit Facility. On June 27, 2024, Eldorado entered into $350 million amended and restated senior secured credit facility with an option to increase the available credit by $100M through an accordion feature and a maturity date of June 27, 2028. (3) Interest paid semi-annually on March 1 and September 1. (4) This includes a €480.4M commercial loan facility, €200M of funds from the Greek Recovery and Resilience Fund and a Contingent Overrun Facility for an additional €60M (together the "Term Facility"). The Term Facility is non-recourse to Eldorado Gold Corporation and is secured by the Skouries Project and the Hellas Gold operating assets. (5) As part of the Foran Acquisition, the Company assumed the Sprott Credit Facility. Interest on the facility accrues at a floating rate of 6.95% per annum plus the greater of the Term 3 Month Secured Overnight Financing Rate and 2.00% per annum. Total amount includes $45M of capitalized interest.

McIlvenna Bay: Ramp-Up, Expansion Potential and District Growth

McIlvenna Bay first copper concentrate achieved on June 7, 2026; ramping up towards commercial production

- **McIlvenna Bay marked a key milestone:** first copper concentrate in Q2 and and first zinc concentrate produced in Q3
  - » 65,398 lbs of copper concentrate produced
  - » Commercial production expected in Q3 2026
- **Study underway** to potentially unlock further value:
  - » Expansion to 7,000 tpd (from 4,900 tpd)
  - » Silver-lead circuit
  - » Targeting silver-lead circuit commissioning in 2028 and broader expansion in 2030, subject to approvals and positive investment decision.
- **High-quality, long-life, polymetallic growth platform**: significant exploration upside and near-term growth, adding copper exposure in a stable, top-tier mining jurisdiction.
  - » 18-year mine life
  - » Average LOM production of 41M lbs copper, 54M lbs zinc, 20 koz gold and 444 koz silver.

McIlvenna Bay - Aerial

Underground 2026 – Long Section Looking South

Mine on track to ramp up to steady state and well prepared for mill ramp up

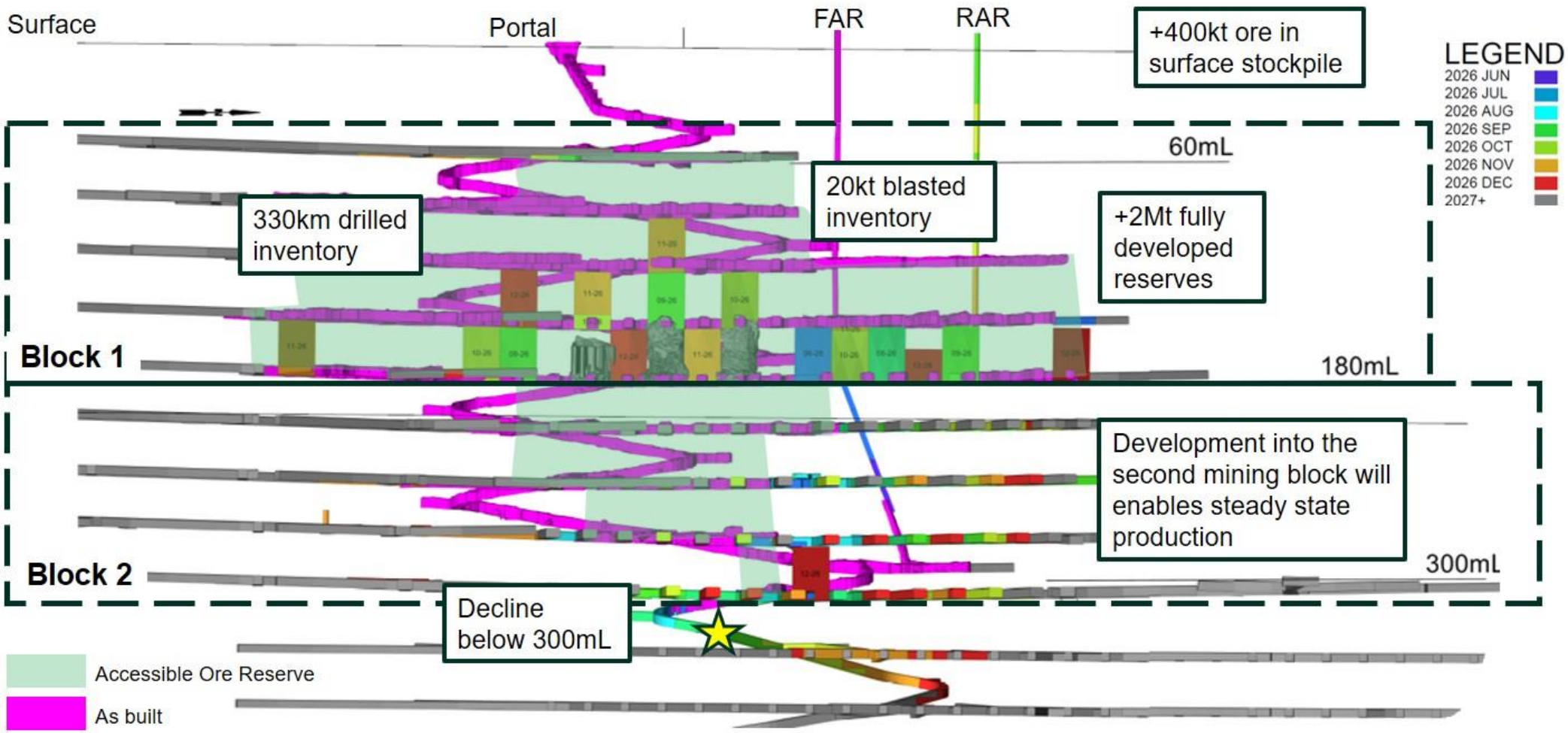

Lamaque Complex

Higher throughput and Ormaque contribution supported production growth, Sigma Mill expansion evaluation advancing

52,340 oz
Q2 GOLD PRODUCTION

$865/oz
Q2 TOTAL CASH COST[1]

$1,192/oz
Q2 AISC[1]

Q2 2026 HIGHLIGHTS

- **Q2 production:** Supported by higher throughput, strong mill performance and Ormaque operating authorization.
- **Costs:** Disciplined cost control.
- **Capital investment supporting long-term growth**, including Ormaque development, paste plant construction, north basin water management and Triangle ramp development.

Eldorado Gold Québec receives the F.J. O'Connell Trophy (2025) in the category Underground Operations – 400,000 hours and over

	H1 2026	2026 Guidance
Gold production (oz)	94,646	185,000 – 200,000[2]
Total cash costs ($/oz)[1]	884	790 – 990
AISC ($/oz)[1]	1,276	1,160 – 1,360
Sustaining capital ($M)[1]	36.3	70 – 80
Growth capital ($M)[1]	66.1	180 – 190

(1) These are non-IFRS financial measures or ratios. See Slide 2 'Non-IFRS Measures' for more information. (2) Includes production from Ormaque.

Kışladağ

Executing a major waste-stripping campaign that supports future capacity and resource upside

19,108 oz
Q2 GOLD PRODUCTION

$2,050/oz
Q2 TOTAL CASH COST[1]

$2,407/oz
Q2 AISC [1]

Q2 2026 HIGHLIGHTS

- **Q2 production:** Fewer tonnes and lower stacked grade, as planned, while accelerating waste removal from phase 6 and the western area.
- **Costs:** Impacted by higher royalty rates, fewer ounces, and higher costs such as labour and maintenance.
- **Optimization underway:** Evaluating a $1,700 → $2,100 pit shell to potentially open the western area and support resource expansion.
- **Whole ore agglomeration project remains on track**, with commissioning and ramp-up expected in H1 2027.
- **Geometallurgical study completed**, resulting in increased confidence in grade, ore classifications and recovery variability; additional screening investment decision expected before year-end.



Open pit at Kışladağ

	H1 2026	2026 Guidance
Gold production (oz)	47,447	105,000 – 130,000
Total cash costs ($/oz)[1]	1,958	1,830 – 2,080
AISC ($/oz)[1]	2,201	2,100 – 2,350
Sustaining capital ($M)[1]	9.0	25 – 30
Growth capital ($M)[1]	83.8	130 – 140

(1) These are non-IFRS financial measures or ratios. See Slide 2 'Non-IFRS Measures' for more information.

Efemçukuru

Reliable Production, Consistent Performance

18,019 oz
Q2 PAYABLE PRODUCTION

$1,926/oz
Q2 TOTAL CASH COST[1]

$2,252/oz
Q2 AISC[1]

Q2 2026 HIGHLIGHTS

- **Q2 payable production:** Lower grade, partly offset by higher throughput.
- **Costs:** Impacted by higher royalties and fewer ounces sold.
- **Sustaining capital focused on underground development and equipment rebuilds.**
- **Growth capital supported Bati and Kokarpinar development**, including portal development, water pond construction and mine rock storage infrastructure.

Underground at Efemçukuru

	H1 2026	2026 Guidance
Gold production (oz)	33,413	70,000 – 80,000
Total cash costs ($/oz)[1]	2,053	1,680 – 1,880
AISC ($/oz)[1]	2,377	2,010 – 2,210
Sustaining capital ($M)[1]	10.3	20 – 25
Growth capital ($M)[1]	8.2	25 – 30

(1) These are non-IFRS financial measures or ratios. See Slide 2 'Non-IFRS Measures' for more information.

Olympias

Expansion investment supports the next phase of growth, with ramp-up expected in Q1 2027

15,125 oz
Q2 GOLD PROD

$98.6M
Q2 REVENUE (VS $65.9)

$2,465/oz
Q2 AISC

Q2 2026 HIGHLIGHTS

- **Production:** Olympias has delivered three consecutive quarters of operational stability, with recoveries back to modelled levels.
- **Costs:** Impacted by higher royalties and direct operating costs, partly offset by higher by-product credits.
- **Revenue increased significantly to $98.6M**, up from **$65.9M (Q2'25)**, driven by higher realized gold prices despite lower ounces sold.
- **Expansion to 650ktpa from 500ktpa**, expected to be completed by the end of 2026, ramp-up anticipated in Q1 2027.



Verti-mill installation works

	H1 2026	2026 Guidance
Gold production (oz)	29,444	70,000 – 80,000
Total cash costs ($/oz)(1)	1,788	1,030 – 1,230
AISC ($/oz)(1)	2,267	1,370 – 1,570
Sustaining capital ($M)(1)	12.2	25 – 30
Growth capital ($M)(1)	22.3	40 – 45

(1) These are non-IFRS financial measures or ratios. See Slide 2 'Non-IFRS Measures' for more information.

Defining Year

Eldorado at a pivotal inflection: growth & execution

Q2 2026 WRAP UP

- **Q2 delivered solid performance** continued steady operational and financial performance; advancing on key growth projects.
- **Skouries and McIlvenna Bay** position us for meaningful growth in production, cash flow and metal diversification.
  - » **McIlvenna Bay ramping up to commercial production,** adding a new copper and zinc production platform in Canada.
  - » **Skouries progressing to first concentrate production**, driving a significant increase in scale and supporting a cash flow inflection.
- **Clear leadership priorities**: Safe, reliable execution; disciplined capital allocation; and delivery on stakeholder commitments.
- **Value-focused approach**: Balance reinvestment in growth with returns and shareholder value creation.

SAG Mill Conveyor, McIlvenna Bay

Aerial of site, Skouries

Eldorado Gold

Continuing to Deliver Value Creation Opportunities

eldorado gold